



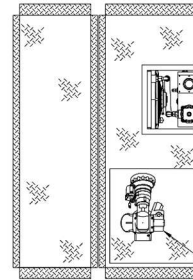
TERRACE FIRE DEPT.
TERRACE, BC
SO.141671 / QUOTE 83627
CUSTOM 50 RESCUE PUMPER
E-ONE TYPHOON X MEDIUM CAB 4X4 CHASSIS

6000 LPM E-ONE S/S PUMP	HOSE LOAD:
2839 LITER POLY III WATER TANK	800' OF 4.00" LDH
113 LITER INTEGRAL CLASS "A" FOAM	400' OF 2.50" DJ
2001 HYPRO/FOAMPRO FOAM SYSTEM	

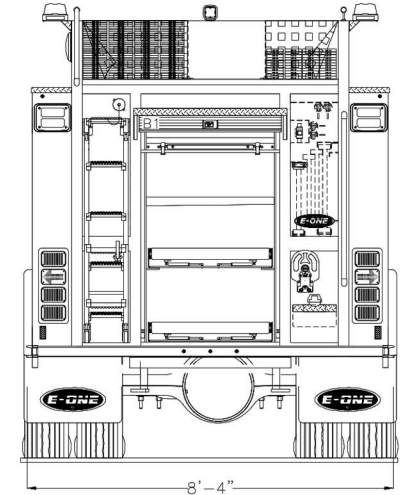
COMPT.	OPENING	INTERIOR DIMENSION			
		PUMP PANEL	FORWARD	UPPER	REAR
L1	48W 59H	24W 3H 12D	24W 3H 12D	26D	UPPER REAR
L2	54W 25H	42W 3H 12D	56W 3H 12D	26D	UPPER
L3	40W 56H	42W 3H 12D	56W 22H 26D	26D	LOWER
R1	48W 59H	42W 3H 12D	42W 53H 26D	26D	UPPER
R2	54W 25H	50W 25H 12D	50W 30H 26D	12D	LOWER
R3	40W 56H	42W 25H 12D	42W 27H 26D	26D	UPPER
B1	36W 52H	38W 68H	26D		

THIS DRAWING IS FOR REFERENCE PURPOSES. ALL DIMENSIONS ARE SUBJECT TO MINOR VARIATIONS DUE TO MANUFACTURING PROCESSES.

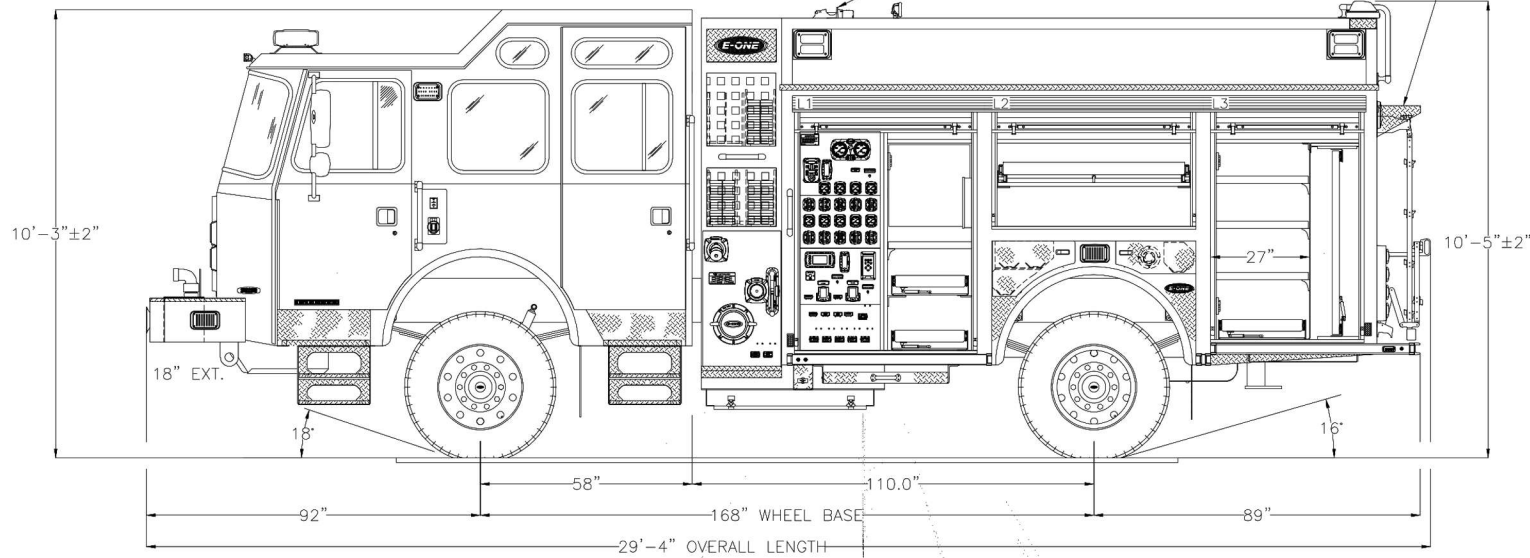
APPROVED FOR PRODUCTION
 DESIGNER: DGALLAGHER DATE: 11/14/2017



DECK GUN AS LOW AS POSSIBLE



HOSEBED HEIGHT:
 (FOR REFERENCE ONLY)
 TO TAILBOARD: 73"
 TO GROUND: 104"



MAKE 12" DEEP